

DAILY DERIVATIVES RESEARCH REPORT

January 2, 2026

NIFTY OI

Current	Absolute Chg
15.38	0.16
Previous	% Change
15.22	1.04%


INDIA VIX

Current	Absolute Chg
9.19	-0.29
Previous	% Change
9.48	-3.06%

PCR

Current	Absolute Chg
1.13	-0.14
Previous	% Change
1.27	-10.8%

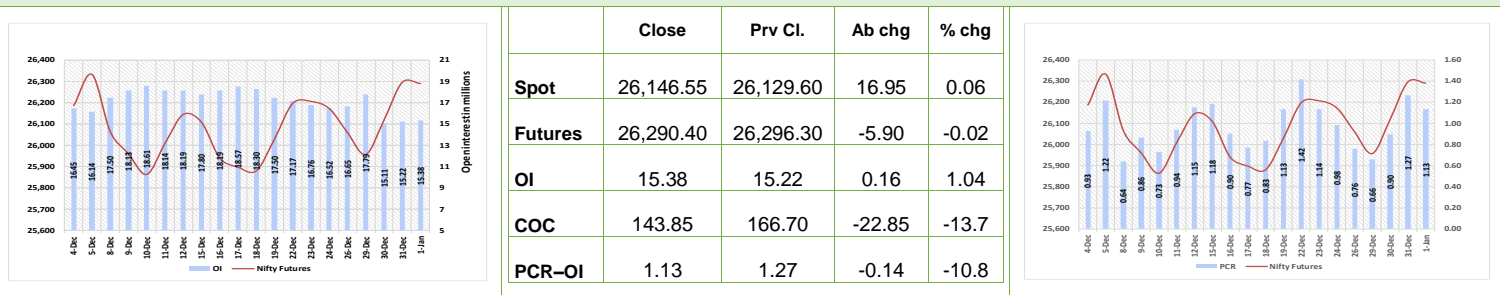
OUTLOOK



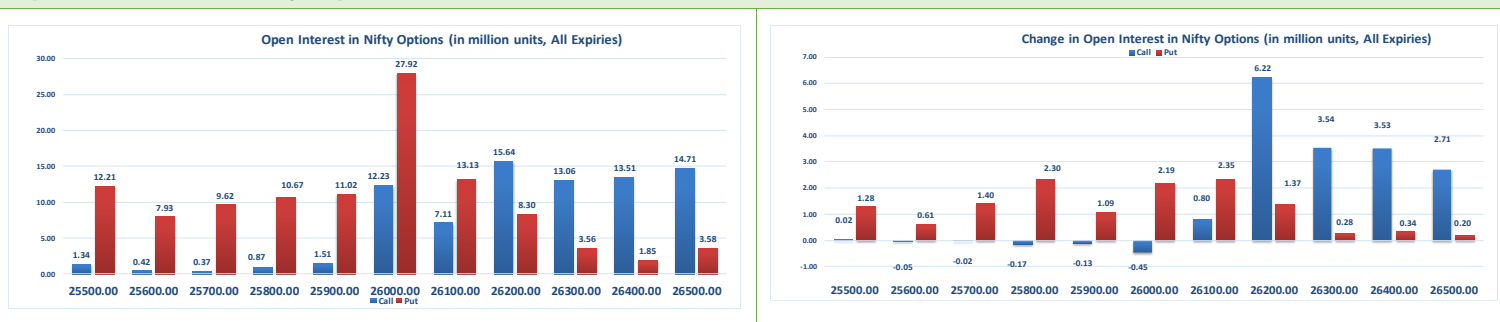
Summary

Indian markets closed on a positive note where buying was mainly seen in Auto, Information Technology, Realty and Metals. Nifty Jan Futures closed at 26,290.40 (down 5.90 points) at a premium of 143.85 pts to spot.

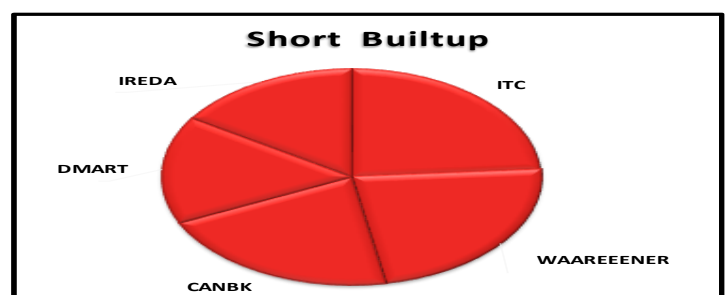
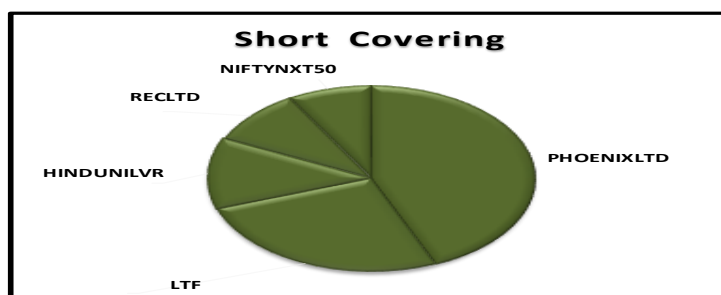
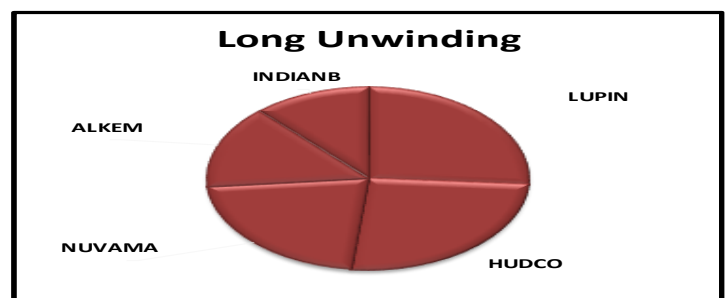
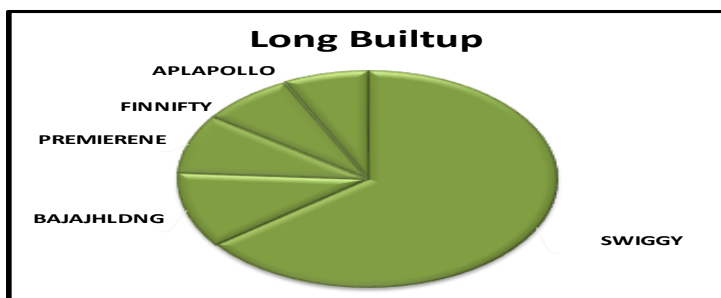
Nifty Snapshot



Open Interest in Nifty Options



- » The above second chart shows previous trading day's change in Nifty options where Additions in OI were seen in 26500, 26400, 26300, 26200, strike Calls and at 26100, 26000, 25900, 25800, 25700, strike Puts indicating market is likely to remain positive in near term.
- » Highest OI build-up is seen at 26200 strike Calls and 26000 strike Puts, to the tune of 15.64mn and 27.92mn respectively.



DAILY DERIVATIVES RESEARCH REPORT

(Price is in Rs; OI is in million units; Price chg and OI chg are in percentage) **NB RESEARCH**

Fresh Longs seen in:

Scrip	Price	Price chg	OI	OI Chg
SWIGGY	393.3	1.3	5.1	96.5
BAJAJHLDNG	11420.0	0.2	0.1	16.7
PREMIERENE	852.1	0.9	0.7	13.3
FINNIFTY	27798.3	0.1	0.0	11.8
APLAPOLLO	1983.0	3.0	10.0	10.8

Fresh Shorts seen in:

Scrip	Price	Price chg	OI	OI Chg
ITC	366.1	-9.7	217.1	24.0
WAAREEENER	2973.5	-0.4	0.3	14.5
CANBK	155.0	-0.1	145.9	6.8
DMART	3714.2	-2.2	5.4	5.3
IREDA	139.2	-1.1	50.2	4.6

Short Covering seen in:

Scrip	Price	Price chg	OI	OI Chg
PHOENIXLTD	1880.6	0.8	3.0	-2.6
LTF	318.8	0.8	41.8	-2.6
HINDUNILVR	2331.2	0.3	12.2	-2.3
RECLTD	368.7	2.7	87.2	-1.8
NIFTYNXT50	69942.0	0.5	0.0	-1.8

Long Unwinding seen in:

Scrip	Price	Price chg	OI	OI Chg
LUPIN	2112.0	-0.2	6.9	-1.3
HUDCO	229.2	-0.1	41.0	-1.3
NUVAMA	1465.0	-1.5	2.4	-1.1
ALKEM	5487.0	-0.7	1.5	-0.7
INDIANB	838.2	-0.1	9.6	-0.6

Institutional Activity

Institutional Activity in previous trading session

(in Rs cr.)	Buy	Sell	Net
Index Futures	1101.47	757.17	344.30
Index Options	558338.65	561078.53	-2739.88
Stock Futures	9393.49	9959.38	-565.89
Stock Options	4796.76	5151.67	-354.91
FII Cash	1,067.64	4,336.24	-3,268.60
DII Cash	13,045.31	11,519.42	1,525.89

Net FII Activity (in Rs cr.)

Date	Idx Fut	Stk Fut	Idx Opt	Cash
1-Jan	344.3	-565.9	-2739.9	-3269
31-Dec	-288.3	2914.3	5397.5	-3597
30-Dec	-786.6	4617.5	14591.8	-3844
29-Dec	-1707.7	-503.6	-1986.4	-2760
26-Dec	-1130.7	1166.3	7847.9	-318
24-Dec	1032.4	879.2	-1606.9	-1721

Technical Pivot (Intraday):

	S2	S1	PIVOT	R1	R2
NIFTY	26220	26255	26295	26335	26375
BANKNIFTY	59725	59840	59915	60030	60105

Derivative Recommendations:

Stock Name	Call (Buy/Sell)	Entry price	Targets	Stop Loss	Duration	Status
TMPV 370 CE	Buy	9.4	16	5	1-2 Days	OPEN
GMRAIRPORT 105 CE	Buy	3.4	6.5	2	1-2 Days	OPEN
UNOMINDA 1300 CE	Buy	33.5	50	23	1-2 Days	OPEN

DAILY DERIVATIVES RESEARCH REPORT

NIFTY50 Options OI (CE OI = Resistance) (PE OI = Support)			
Symbol	Highest CE OI	Highest PE OI	CMP
ADANIENT	2300	2200	2272
ADANIPTS	1500	1480	1489
APOLLOHOSP	7300	7000	7140
ASIANPAINT	2860	2520	2767
AXISBANK	1300	1260	1279
BAJAJ-AUTO	10000	9000	9611
BAJAJFINSV	2100	1900	2045
BAJFINANCE	1000	1000	980
BEL	400	400	400
BHARTIARTL	2200	2000	2124
CIPLA	1500	1500	1510
COALINDIA	410	400	402
DRREDDY	1300	1150	1255
EICHERMOT	8100	7200	7382
ETERNAL	290	280	285
GRASIM	2900	2740	2871
HCLTECH	1700	1600	1629
HDFCBANK	1000	940	995
HDFCLIFE	770	750	754
HINDALCO	900	880	899
HINDUNILVR	2340	2300	2331
ICICIBANK	1360	1350	1345
INDIGO	5500	5000	5142
INFY	1660	1620	1637
ITC	400	350	366

NIFTY50 Options OI (CE OI = Resistance) (PE OI = Support)			
Symbol	Highest CE OI	Highest PE OI	CMP
JIOFIN	300	290	298
JSWSTEEL	1160	1100	1178
KOTAKBANK	2200	2200	2226
LT	4200	4000	4157
M&M	3800	3700	3784
MARUTI	17000	16000	16792
MAXHEALTH	1060	1040	1054
NESTLEIND	1300	1200	1301
NTPC	335	380	337
ONGC	240	235	239
POWERGRID	270	250	268
RELIANCE	1600	1550	1584
SBILIFE	2240	1840	2053
SBIN	1000	980	989
SHRIRAMFIN	1000	900	1023
SUNPHARMA	1760	1620	1729
TATACONSUM	1200	1080	1185
TMPV	400	360	369
TATASTEEL	200	170	183
TCS	3300	3200	3237
TECHM	1800	1500	1618
TITAN	4200	4000	4073
TRENT	4300	4200	4314
ULTRACEMCO	12000	11500	11949
WIPRO	265	260	265

DAILY

DERIVATIVES RESEARCH REPORT

OI against MWPL

Symbol	MWPL	Open Interest	Limit for next day	% OI
SAIL	216861410	301415700	Ban	139%
360ONE	36943219	2926000	32805996	8%
ABB	7946564	3058625	5329021	38%
ABCAPITAL	122657000	106723700	35606564	87%
ADANIENSOL	43791427	22275675	23235370	51%
ADANIENT	49117354	33055275	24864844	67%
ADANIGREEN	92816927	34424400	63425867	37%
ADANIPORTS	84394936	34128275	54934212	40%
ALKEM	7334235	1703000	5452605	23%
AMBER	3257355	1510400	2164968	46%
AMBUJACEM	79841849	71451450	22864703	89%
ANGELONE	9673308	7425750	5387353	77%
APLAPOLLO	23068453	11552450	11776229	50%
APOLLOHOSP	15524629	4625375	11688312	30%
ASHOKLEY	423719104	269345000	214832608	64%
ASIANPAINT	49389162	18974000	33583351	38%
ASTRAL	18450534	11277375	10580506	61%
AUBANK	86371921	27608000	61054241	32%
AUOPHARMA	41977935	26674450	17733438	64%
AXISBANK	296371456	98047500	202552112	33%
BAJAJ-AUTO	15906526	5102400	11767978	32%
BAJAJFINSV	65701623	23363000	44271349	36%
BAJAJHLDNG	5401993	110650	5067716	2%
BAJFINANCE	317526833	133674000	206021171	42%
BANDHANBNK	144289555	167720400	16781242	116%
BANKBARODA	279476623	134745975	176857216	48%
BANKINDIA	181770921	71957600	120032674	40%
BDL	13786716	10358600	8014778	75%
BEL	535778534	194035125	384708621	36%
BHARATFORG	40107751	12681000	29598985	32%
BHARTIARTL	367085962	59259575	299443874	16%
BHEL	192361942	115683750	111614450	60%
BIOCON	91057772	65297500	41015848	72%

OI against MWPL

Symbol	MWPL	Open Interest	Limit for next day	% OI
BLUESTARCO	17213286	2826525	13919313	16%
BOSCHLTD	882048	257825	644122	29%
BPCL	306020745	45107025	260914322	15%
BRITANNIA	16370935	3503125	12651545	21%
BSE	61094861	23062125	45616185	38%
CAMS	37122288	12054000	27501708	32%
CANBK	504315430	273489750	325360725	54%
CDSL	26647500	19568575	15045779	73%
CGPOWER	103060454	20749350	83108496	20%
CHOLAFIN	63257923	18989375	47722316	30%
CIPLA	59297360	17349750	43740659	29%
COALINDIA	278206904	108675000	202733155	39%
COFORGE	50189409	32110875	29534821	64%
COLPAL	19546143	9200025	12259718	47%
CONCOR	51639257	55700000	14063437	108%
CROMPTON	96587231	77038200	37050788	80%
CUMMINSIND	19131188	4276200	14868643	22%
DABUR	89873278	36821250	64118426	41%
DALBHARAT	12425041	3839550	9050505	31%
DELHIVERY	112112283	23080225	89266073	21%
DIVISLAB	14898112	4223400	10721206	28%
DIXON	6452220	6563950	3199394	102%
DLF	96058266	66320925	42688405	69%
DMART	18750186	7528500	12370464	40%
DRREDDY	91531454	18085000	74209523	20%
EICHERMOT	19199175	4813000	15116085	25%
ETERNAL	1251309857	349847475	899537672	28%
EXIDEIND	68856800	47214000	35024820	69%
FEDERALBNK	320636733	91655000	248423547	29%
FORTIS	77949604	14782350	62178249	19%
GAIL	435694919	135100350	326993375	31%
GLENMARK	22585180	15630375	9152520	69%
GMRAIRPORT	534704421	290997000	331298409	54%

FROM THE EQUITY DERIVATIVE DESK:

NIRAV HARISH CHHEDA
AVP - DERIVATIVES AND TECHNICAL RESEARCH
E-Mail: nirav.chheda@nirmalbang.com
Tel no: 6273-8199/8000

AMIT BHUPTANI
SNR.DERIVATIVES AND TECHNICAL RESEARCH
E-Mail: amit.bhuptani@nirmalbang.com
Tel no: 6273-8242/8000

DISCLOSURE

Research Reports that are published by Nirmal Bang Securities Private Limited (hereinafter referred to as “NBSPL”) are for private circulation only. NBSPL is a registered Research Analyst under SEBI (Research Analyst) Regulations, 2014 having Registration no. INH000001766. NBSPL is also a registered Stock Broker with National Stock Exchange of India Limited, BSE Limited, Metropolitan Stock Exchange of India Limited, Multi Commodity Exchange of India Limited and , National Commodity and Derivative Exchange Limited in Capital Market , Equity and Commodities derivatives segments and Currency Derivatives Segment . NBSPL has other business divisions with independent research teams separated by Chinese walls, and therefore may, at times, have different or contrary views on stocks and markets. NBSPL or its associates have not been debarred / suspended by SEBI or any other regulatory authority for accessing / dealing in securities Market since last 20 years. NBSPL, its associates or analyst or his relatives do not hold any financial interest (Except Investment) in the subject company. NBSPL or its associates or Analyst do not have any conflict or material conflict of interest at the time of publication of the research report with the subject company. NBSPL or its associates or Analyst or his relatives may or may not hold beneficial ownership of 1% or more in the subject company at the end of the month immediately preceding the date of publication of this research report. NBSPL or its associates / analyst has not received any compensation / managed or co-managed public offering of securities of the company covered by Analyst during the past twelve months. NBSPL or its associates have not received any compensation or other benefits from the company covered by Analyst or third party in connection with the research report. Analyst has not served as an officer, director or employee of Subject Company. NBSPL / analyst has not been engaged in market making activity of the subject company. Analyst Certification: The research analysts and authors of these reports, hereby certify that the views expressed in this research report accurately reflects my/our personal views about the subject securities, issuers, products, sectors or industries. It is also certified that no part of the compensation of the analyst(s) was, is, or will be directly or indirectly related to the inclusion of specific recommendations or views in this research. The analyst(s) principally responsible for the preparation of this research report and has taken reasonable care to achieve and maintain independence and objectivity in making any recommendation.

DISCLAIMER

The Research Report is for the personal information of the authorized recipient and does not constitute to be any investment, legal or taxation advice. NBSPL is not soliciting any action based upon it. Nothing in the research report shall be construed as a solicitation to buy or sell any security or product, or to engage in or refrain from engaging in any such transaction. In preparing the research report, we did not take into account the investment objectives, financial situation and particular needs of the reader. The research report has been prepared for the general use of the clients of NBSPL and must not be copied, either in whole or in part, or distributed or redistributed to any other person in any form. If you are not the intended recipient you must not use or disclose the information in the research report in any way. Though disseminated to all the customers simultaneously, not all customers may receive the research report at the same time. NBSPL will not treat recipients as customers by virtue of their receiving the research report. The research report is not directed or intended for distribution to or use by any person or entity resident in a state, country or any jurisdiction, where such distribution, publication, availability or use would be contrary to law, regulation or which would subject NBSPL & its group companies to registration or licensing requirements within such jurisdictions. The report is based on the information obtained from sources believed to be reliable, but we do not make any representation or warranty that it is accurate, complete or up-to-date and it should not be relied upon as such. We accept no obligation to correct or update the information or opinions in it. NBSPL or any of its affiliates or employees shall not be in any way responsible for any loss or damage that may arise to any person from any inadvertent error in the information contained in the research report. NBSPL or any of its affiliates or employees do not provide, at any time, any express or implied warranty of any kind, regarding any matter pertaining to this report, including without limitation the implied warranties of merchantability, fitness for a particular purpose, and non-infringement. The recipients of the research report should rely on their own investigations. This information is subject to change without any prior notice. NBSPL reserves its absolute discretion and right to make or refrain from making modifications and alterations to this statement from time to time. Nevertheless, NBSPL is committed to providing independent and transparent recommendations to its clients, and would be happy to provide information in response to specific client queries. Before making an investment decision on the basis of research report, the reader needs to consider, with or without the assistance of an adviser, whether the advice is appropriate in light of their particular investment needs, objectives and financial circumstances. There are risks involved in securities trading. The price of securities can and does fluctuate, and an individual security may even become valueless. International investors are reminded of the additional risks inherent in international investments, such as currency fluctuations and international stock market or economic conditions, which may adversely affect the value of the investment. Opinions expressed are subject to change without any notice. Neither the company nor the director or the employees of NBSPL accept any liability whatsoever for any direct, indirect, consequential or other loss arising from any use of the research report and/or further communication in relation to the research report. Here it may be noted that neither NBSPL, nor its directors, employees, agents or representatives shall be liable for any damages whether direct or indirect, incidental, special or consequential including lost revenue or lost profit that may arise from or in connection with the use of the information contained in the research report. Copyright of this document vests exclusively with NBSPL. Our reports are also available on our website www.nirmalbang.com Registration granted by SEBI and certification from NISM in no way guarantee performance of NBSPL or provide any assurance of returns to investors.

**Nirmal Bang Research (Division of Nirmal Bang Securities Pvt. Ltd.) B-2, 301/302, Marathon Innova,
Opp. Peninsula Corporate Park Off. Ganpatrao Kadam Marg Lower Parel (W), Mumbai-400013
Board No. : 91 22 6723 8000/8001 Fax : 022 6723 8010**